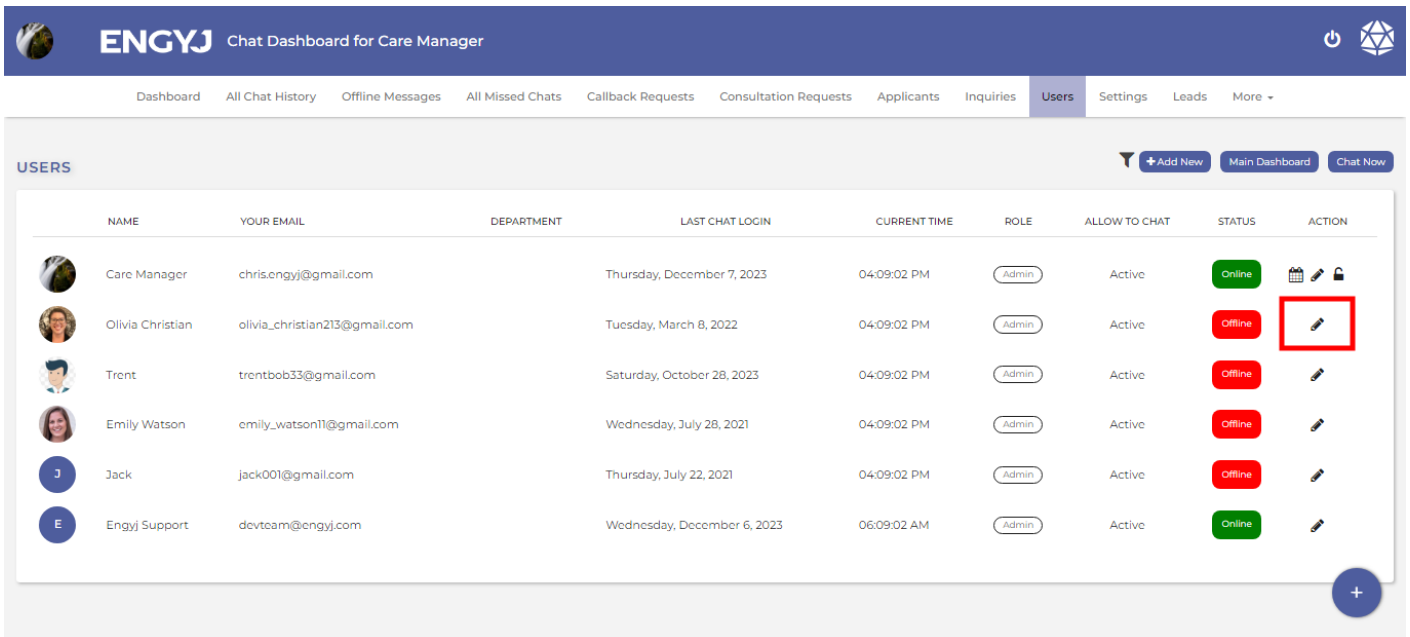










# Modify User

To manage Users, go to **Users** menu item.

To modify a user, click the pencil icon under ACTION column of the specific row in the list of the users. or just click directly on the user, and you can edit it right away.



The screenshot shows the 'ENGJY Chat Dashboard for Care Manager' with the 'Users' menu selected. The 'USERS' section contains a table with the following data:

NAME	YOUR EMAIL	DEPARTMENT	LAST CHAT LOGIN	CURRENT TIME	ROLE	ALLOW TO CHAT	STATUS	ACTION
Care Manager	chris.engyj@gmail.com		Thursday, December 7, 2023	04:09:02 PM	Admin	Active	Online	  
Olivia Christian	olivia_christian213@gmail.com		Tuesday, March 8, 2022	04:09:02 PM	Admin	Active	Offline	
Trent	trentbob33@gmail.com		Saturday, October 28, 2023	04:09:02 PM	Admin	Active	Offline	
Emily Watson	emily_watson11@gmail.com		Wednesday, July 28, 2021	04:09:02 PM	Admin	Active	Offline	
Jack	jack001@gmail.com		Thursday, July 22, 2021	04:09:02 PM	Admin	Active	Offline	
Engyj Support	devteam@engyj.com		Wednesday, December 6, 2023	06:09:02 AM	Admin	Active	Online	

This will open a dialogue box where you can change the credentials

Revision #4

Created 6 December 2023 06:20:40 by Engyj

Updated 7 December 2023 11:14:41 by Engyj