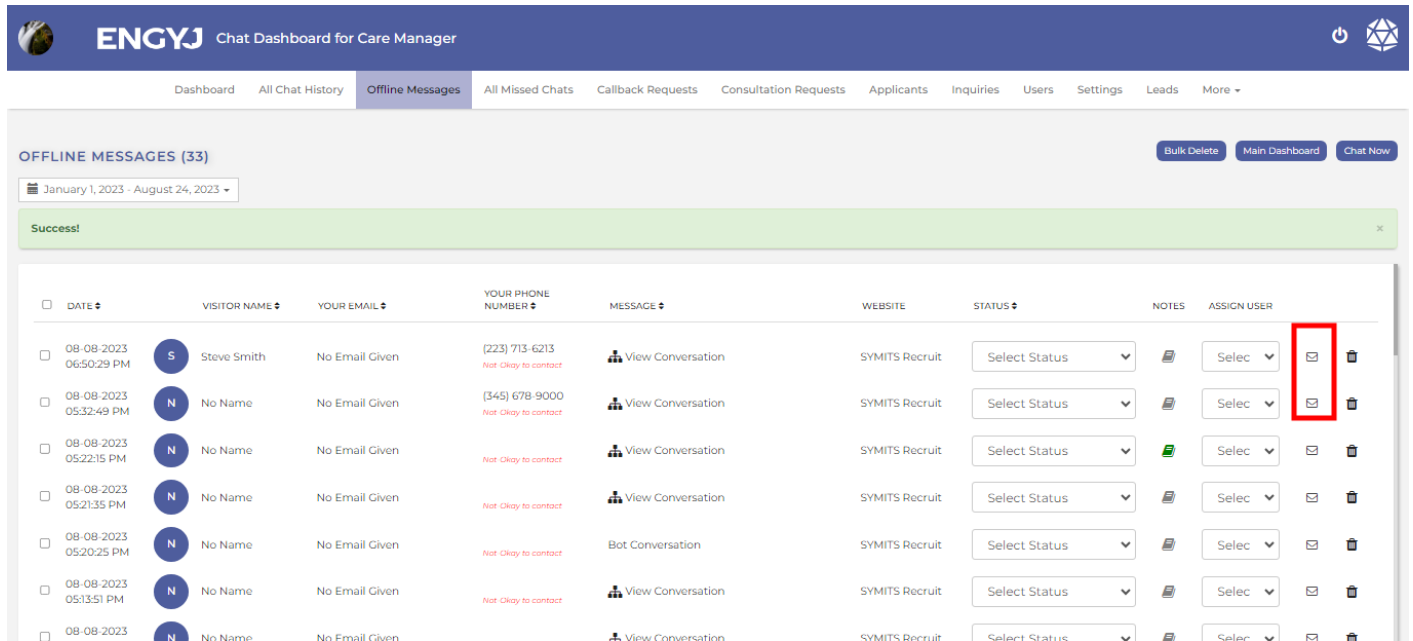


Mail

To send mail, go to the **Offline Messages** menu item.















Here admin can send mail to the customer by clicking on the mail icon.



OFFLINE MESSAGES (33)

January 1, 2023 - August 24, 2023

Success!

DATE	VISITOR NAME	YOUR EMAIL	YOUR PHONE NUMBER	MESSAGE	WEBSITE	STATUS	NOTES	ASSIGN USER
08-08-2023 06:50:29 PM	S Steve Smith	No Email Given	(223) 713-6213 <i>Not Okay to contact</i>	View Conversation	SYMITS Recruit	Select Status		Selec  
08-08-2023 05:32:49 PM	N No Name	No Email Given	(345) 678-9000 <i>Not Okay to contact</i>	View Conversation	SYMITS Recruit	Select Status		Selec  
08-08-2023 05:22:15 PM	N No Name	No Email Given	<i>Not Okay to contact</i>	View Conversation	SYMITS Recruit	Select Status		Selec  
08-08-2023 05:21:35 PM	N No Name	No Email Given	<i>Not Okay to contact</i>	View Conversation	SYMITS Recruit	Select Status		Selec  
08-08-2023 05:20:25 PM	N No Name	No Email Given	<i>Not Okay to contact</i>	Bot Conversation	SYMITS Recruit	Select Status		Selec  
08-08-2023 05:13:51 PM	N No Name	No Email Given	<i>Not Okay to contact</i>	View Conversation	SYMITS Recruit	Select Status		Selec  
08-08-2023	N No Name	No Email Given		View Conversation	SYMITS Recruit	Select Status		Selec  

After clicking on it, It will redirect you to mails.

Revision #4

Created 6 December 2023 10:42:10 by Engyj

Updated 7 December 2023 16:02:18 by Engyj