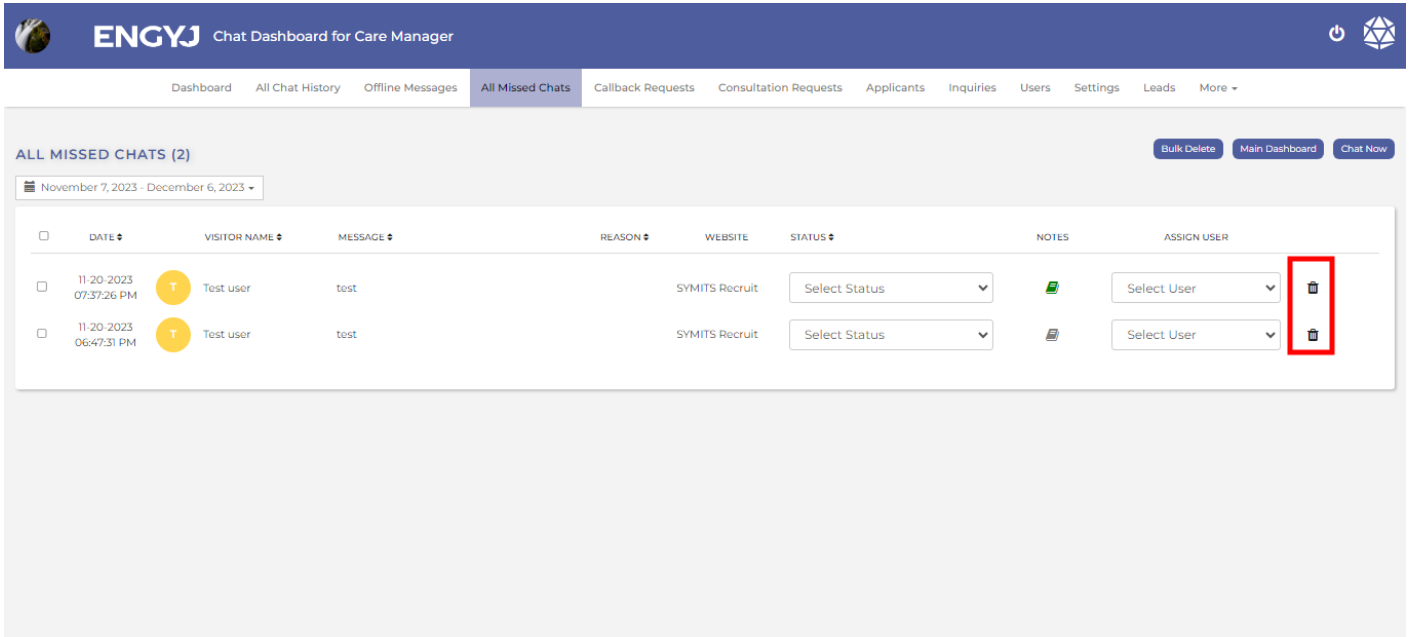








Delete Missed Chat

To delete Missed Chats, go to the **All Missed Chat** menu item.

You can delete a chat by clicking on the delete icon in the right column.



The screenshot shows the ENGJ Chat Dashboard for Care Manager. The navigation bar includes 'All Missed Chats' and 'Bulk Delete'. The main content area displays a table of missed chats with columns for Date, Visitor Name, Message, Reason, Website, Status, Notes, and Assign User. Two chat entries are visible, each with a delete icon (trash can) in the Assign User column, which is highlighted with a red box.

	DATE	VISITOR NAME	MESSAGE	REASON	WEBSITE	STATUS	NOTES	ASSIGN USER
<input type="checkbox"/>	11-20-2023 07:37:26 PM	 Test user	test		SYMITS Recruit	Select Status		Select User 
<input type="checkbox"/>	11-20-2023 06:47:31 PM	 Test user	test		SYMITS Recruit	Select Status		Select User 

Revision #4

Created 6 December 2023 07:40:59 by Engyj

Updated 7 December 2023 16:04:16 by Engyj